


FOOT



MIS II

**INSTRUMENTATION
FOR MINIMALLY
INVASIVE FOREFOOT
SURGERY**













quality for health

Text



SINGLE USE INSTRUMENTS

REF	MIS BURR (BOX OF 5)	INDICATIONS
-----	---------------------	-------------


OSTEOTOMIES

	258 153 INVERSED WEDGE BURR 2,9 x 10 mm MIS II	M1 basal osteotomy or P1 (Akin), with reduction preferential effect, correction around 10°.
	256 016 WEDGE BURR 3,1x13mm MIS	Metatarsal osteotomy with substantial level of correction (10 à 20°). To flatten and thin tiner bone ; to contour in certain cases.
	258 154 WEDGE BURR 4,1 x 13 mm MIS II	M1 osteotomy or P1 (Akin) with a large level of correction > 20°
	256 018 SHANNON RECTA BURR 2,0 x 12 mm MIS	Primary metatarsal osteotomy of M1 or osteotomy of P1, neutral level of correction (< 10°)
	256 019 SHANNON CORTA BURR 2,0 x 08 mm MIS	Any bone gestures of the lesser toes (R2 to R3) : claws of toes, butt, clinodactyly, shortening, soft corn.
	258 155 SHANNON EXTRA CORTA BURR 2,0 x 06 mm MIS II	Any bone gestures of the lesser toes (R4 to R5) : claws of toes butt, clinodactyly, shortening, soft corn.
	256 020 SHANNON LARGA BURR 2,0 x 12 mm MIS	Metatarsal osteotomy of M1 or osteotomy of P1 allowing the maximal correction of angle (10°) DMMO (Distal Metatarsal Mini Invasive Osteotomy) - Contouring of metatarsal heads (R2 to R5)
	258 152 SHANNON EXTRA LARGA BURR 2,9 x 10 mm MIS II	Basal or distal metatarsal osteotomy (< 10°) of M1 or phalangeal osteotomy of P1 (Akin) ; less sharp, adapted to the preservation of a hinge.
	258 156 PERCUTANEOUS CHEVRON BURR 3,0 x 20 mm MIS II	Percutaneous chevron type osteotomy, with shortening effect.
	258 157 PERCUTANEOUS CHEVRON BURR 2,5 x 14 mm MIS II	Percutaneous chevron type osteotomy, without shortening effect.

BONE RESECTION

	256 017 WEDGE BURR EXTRA 4,1 x 13 mm MIS	To shave and reduce (the medial part of the M1 head) as primary proceedure ; cheilectomy of Hallux Rigidus.
	256 021 BROPHY BURR 6,0 x 15 mm MIS	Hallux Rigidus (cheilectomy)

INCISION

	248435 BEAVER BLADES be POD (BOX x 24)	Incision / Arthrolysis / Tenotomy
-------------------------------------------------------------------------------------	----------------------------------------	-----------------------------------

Rasp Thick. 1.5 mm - Réf : 258 158



Rasp Thick. 3 mm - Réf : 258 159



Elevator - Raspatory - Réf : 258 160



Beaver Handle - Réf : 254 327



Percutaneous osteotomy retractor - Réf : 258 163



INSTRUMENTS SET

REF	MIS II FOREFOOT be POD
258 158	RASP THICK. 1,5 MM MIS II be POD
258 159	RASP THICK. 3 MM MIS II be POD
258 160	ELEVATOR - RASPATORY MIS II be POD
258 161	BOTTOM RETRACTOR MIS II be POD
258 162	TOP RETRACTOR MIS II be POD
258 163	PERCUTANEOUS OSTEOTOMY RETRACTOR MIS II be POD
258 164	BOX FOR MIS FOOT INSTRUMENTS MIS II be POD
254 327	BEAVER HEX. HANDLE 7,5 CM D. 0,5 CM MIS II be POD



Bottom retractor - Réf : 258 161



Top retractor - Réf : 258 162